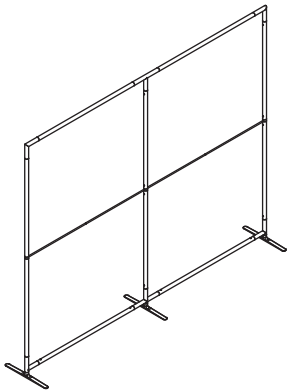


FEATURING
123
BUILD BY NUMBERS
ASSEMBLY SYSTEM



PARTS LIST:		
#	LABEL	NAME
2	SLP-LJT L-JOINER - TOP	L-JOINER (TOP)
6	SLP-VB VERTICAL BAR	VERTICAL BAR
4	SLP-HB88 HORIZONTAL BAR FOR 8x8	HORIZ BAR - (8 X 8)
2	SLP-B88 BRACE FOR 8x8	BRACE - (8 X 8)
2	SLP-LJB L-JOINER - BOTTOM	L-JOINER (BOTTOM)
3	SLP-IJ I-JOINER	I-JOINER
3	FOOT SILHOUETTE FOOT	FOOT
1	SLP-TJT T-JOINER - TOP	T-JOINER (TOP)
1	SLP-TJB T-JOINER - BOTTOM	T-JOINER (BOTTOM)

Silhouette uses ExpoDisplays' Build By Numbers Assembly System to make assembly simple.

Build the frame by joining the parts together with the matching number stickers - 1 to 1, 2 to 2, and so on. Join vertical bars with I-joiners (Fig. A) Once all numbered pieces are joined, insert feet to bottom of frame (Fig. B)

Once the frame is assembled, stand it up on its feet. Next, slide the fabric graphic on over the frame, and zip it closed at the bottom (Fig C).

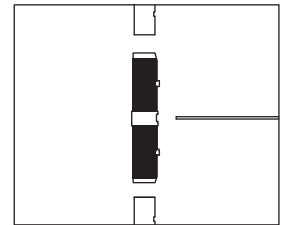
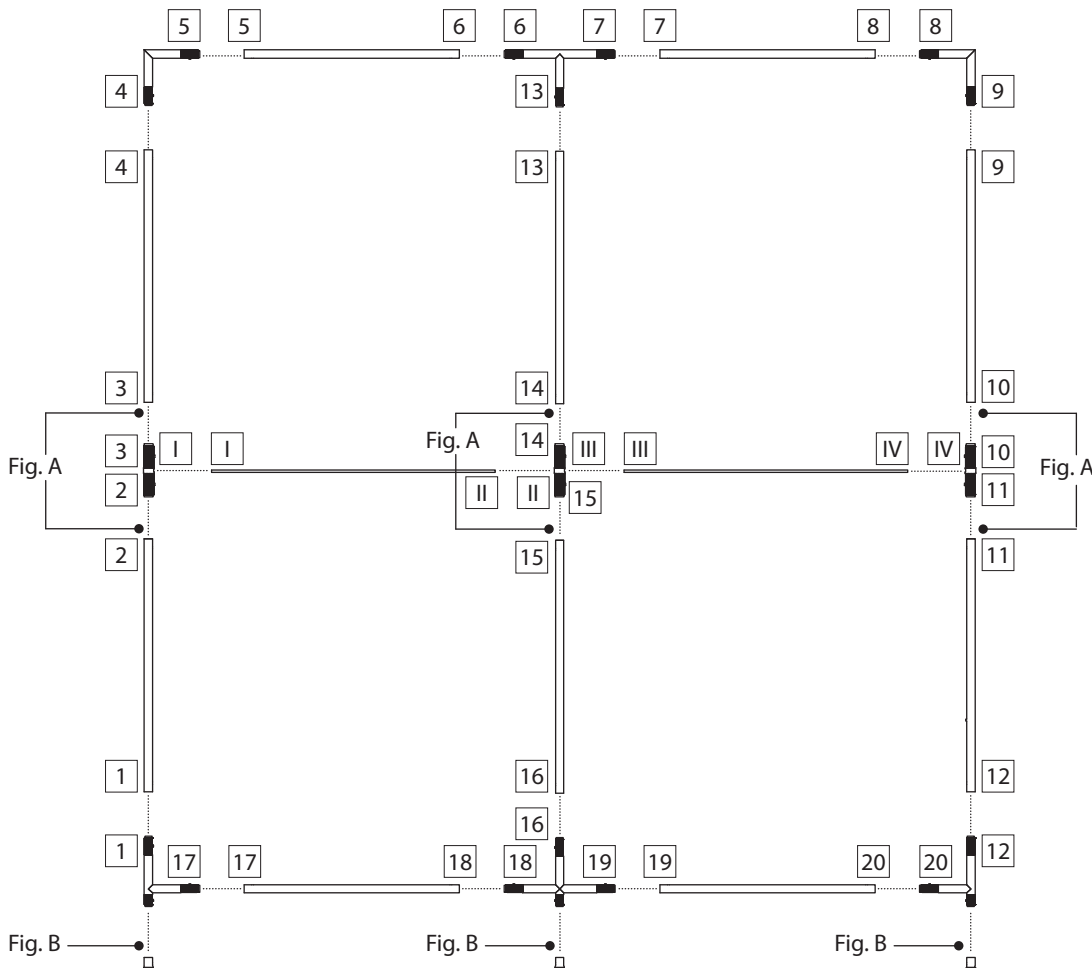


Fig. A

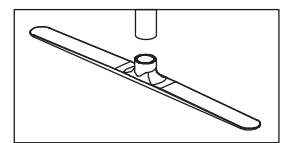


Fig. B

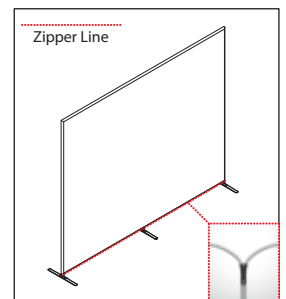


Fig. C