




MultiQuad®
The Last Exhibit You'll Ever Buy




Kit MQ-WK26

MULTIQUAD®

This MultiQuad® kit is designed to fit into a 20 x 30 island configuration. This lightweight modular exhibit features an open design with a 16' tall main wall for identification / branding, an over-bridge with supporting structure, and allows for open traffic flow as well as areas for conference and discussion. The (4) 23" square podium units can be reconfigured as needed. This unit requires no tools for set up and uses the Build By Numbers™ assembly system. Components can be reconfigured to make smaller displays or add additional components to increase the size. LED stem lights illuminate the bridge. The light weight and compactness of this exhibit helps to reduce shipping and drayage costs. The magnetically attached Quads can carry any messaging / branding or look required and are easily changed out. The unit ships in traditional trade show crating.

FEATURES

- Lightweight aluminum framework assembles without tools
- Lifetime framework warranty
- Tall back wall and bridge allow for visible branding
- Easily reconfigurable
- LED stem lighting provides illumination. Bridge underlighting
- Storage available within walls and podiums
- Easily reconfigures
- Ships compactly in traditional trade show crates




INCLUDES

- (13) MQX-F24: Max 2 x 4 Frame
- (2) MQX-F14: Max 1 x 4 Frame
- (1) MQX-F22: Max 2 x 2 Frame
- (1) MQX-F12: Max 1 x 2 Frame
- (2) MQ-F24: Standard 2 x 4 Frame
- (1) MQ-F14: Standard 1 x 4 Frame
- (2) MQ-BK9246: 92" x 23" x 46" Max Bridge Kits
- (4) MQX-POD1: 1x1 MAX Podium Frame with Shelf and Top
- (10) LF40LEDMQ: LED Wave Lights
- (76) MQ-Q2346: 23" x 46" Double Quads with Reveals
- (52) MQ-Q2323: 23" x 23" Main Quads with Reveals
- (2) Crates

Price \$47,564

Carpet, Bar Height Table and Chairs Not Included





TECHNICAL SPECIFICATIONS*

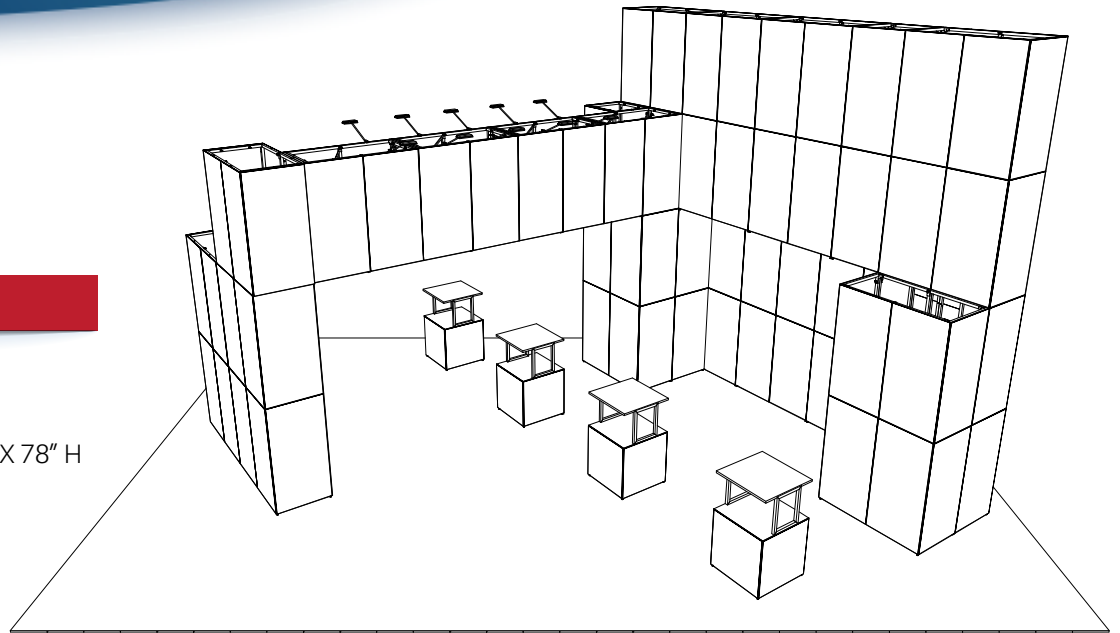
Kit MQ-WK26

MULTIQUAD®

SIZE & WEIGHT

CRATE

Quantity	2
Container Size	57" L X 59" W X 78" H
Shipping Type	Freight
Shipping Weight	1910 Lbs
Exhibit Weight	1115 Lbs



ELECTRICAL REQUIREMENTS

Drops	2
Power (Amperage)	30

ASSEMBLY TIME

Setup	8 Man Hours
Dismantle	4 Man Hours